

WRITTEN BY
MIRELA STRAT



PHI ♀ LASHES


PHIACADEMY

BEGINNER RUSSIAN VOLUME
EYELASH EXTENSIONS COURSE

GUIDE TO A SUCCESSFUL CAREER



PHIACADEMY



Russian volume is the newest trend in lash industry which gives lash artists the **ULTIMATE** results in lash fullness and density. As opposed to classic lashing which is 1 (one) lash extension per 1 (one) natural lash, Beginner Russian Volume Training teaches techniques of multi lashing which uses from 2 up to 5 of the thinnest/finest lash extensions on each natural lash creating lash sets of 200-500 lashes per eye!
Create breath-taking lash extensions with this technique.

Duration:

The In-Person Course duration is 1 Full Day (9:00 - 19:00)
Also included 6 months Online Access to all the Learning Material taught during the course

This Course includes Supervised Practice on a LIVE Model for each student during the training.

100% Instructor Based

WHAT YOU WILL LEARN


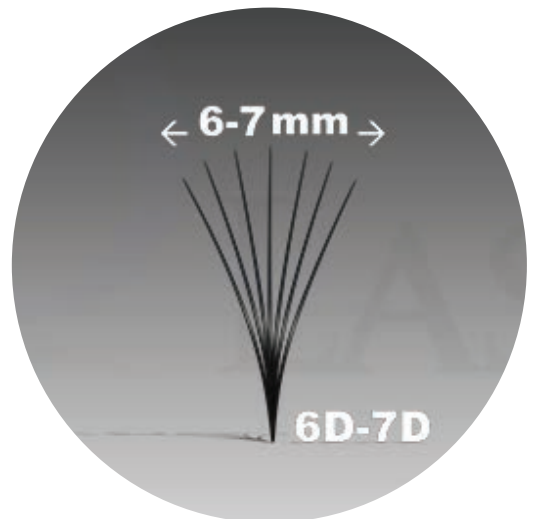
Foundations & Definitions

The difference between classic eyelash extensions and volume extensions

Eyelash Extensions Market & Characteristics

Necessary Tools For The Treatments

The way to guarantee that the extensions are kept in optimal state in each created fan



Technical Procedures Before/During Customer

How to manually create fans from 2 to 5 tabs using different techniques.

Work with different thicknesses, sizes and curvatures in the same client

How to create the full effect of eyelash extensions to correct the eyes and the look

Mix the Russian volume with the classic technique

Styles guides according to the shape of the eyes.

Interactive Customer Treatment

First Contact & Medical History

Removals & Refills

After - Care for Clients

Customer Frequently Questions

How To Take Professional Pictures



FREE-INCLUDED Courses

01



PHIACADEMY
SKIN EXPERT

- ✓ Understanding the Skin
- ✓ Skin Types, Functions and Changes
- ✓ Disorder of Melamine Pigmentation
- ✓ Skin Disorders & Treatments
- ✓ Facial Dermatoses

Find Out More

02



PHIACADEMY
FIRST CLASS
SERVICE

- ✓ Customer First
- ✓ Communication
- ✓ Interior Design
- ✓ Attitude
- ✓ Follow Up
- ✓ Improvement

Find Out More

03



PHIACADEMY
HYGIENE

- ✓ Health Standards
- ✓ Contamination & Infection
- ✓ Salon Hygiene
- ✓ Tools Hygiene
- ✓ Client Hygiene

Find Out More



PHI  LASHES

Beginner Russian Volume Training
Premium Kit

Every Course includes the Training price in the price which is Vital for the Practical Part as well as enough to use for several customers even after graduation.

- 1 Premium Faux Mink Lashes mixed lengths tray 0.10 C curl
- 1 Premium Faux Mink Lashes mixed lengths tray 0.07 CC curl
- 1 Premium Faux Mink Lashes mixed lengths tray 0.05 D curl
- 1 Lash palette
- 1 Isolation tweezer
- 1 Volume 1 tweezer
- 1 Volume 2 tweezer
- 1 Beyond lash adhesive
- 1 cream remover
- 1 crystal stone
- 1 pack adhesive sticker (30pcs)
- 1 Medical tape
- 10 pairs gel free pads
- 10 pairs hydrogel pads
- 1 foaming cleanser
- 3 cleansing brushes
- 1 tube of mascara brush (80pcs)
- 1 tube disposable micro applicator (100pcs)
- 1 disposable flocked lint free applicators (100pcs)

Course Day Schedule

9:00 Registration

Registration and signing of the contracts between Master and each student. Get to know each other during snacks and coffee

12:30 Short Practice

Practice on fan making, adhesive dipping & differences in direction.

Questions and answers

14:00 Client Theory

On-Client Theory about Face Shapes/Styles & Effects
Perfecting the Lashing Technique
Correct Amount of Adhesives & bonding
Uptaping techniques

15:30 Live Practice

Hands On Technical Procedures
Each Students start their practice on their live model.
Master supervises the practice for each student individually and correcting mistakes.

9:30 Theory

Basic information about the course regarding duration of the course, support, obtaining the Certificate etc.

Start of Theory

13:00 Lunch Break

Lunch break

15:15 Short Break

Short Student Break
Each Student Prepares their Model

18:30 Certificates

Skills Assessment and Feedback
Delivering the Certificates of Attendance to students
End Of Day

What About After The Course

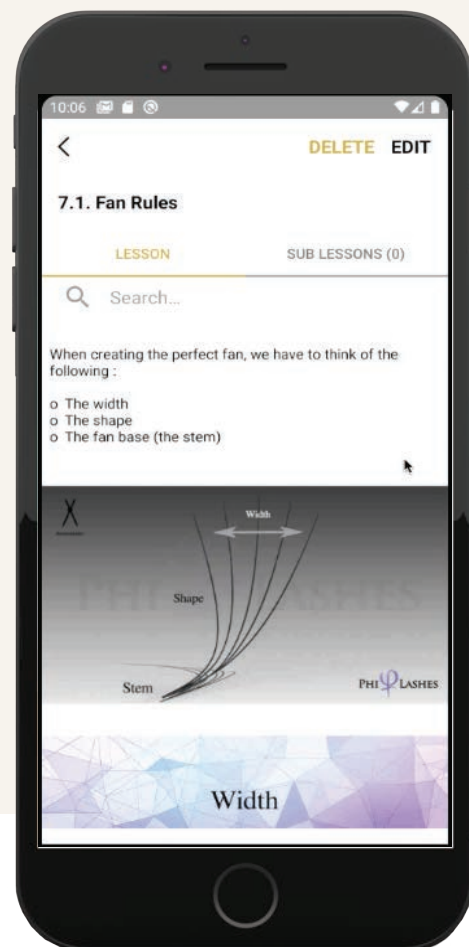
At the end of the course, you will get your certificate of participation, confirming that you have successfully attended the training.

In addition, you get full access to our professional Craft Master App for 6 months which contains the entire course which help you review and improve the acquired skill.

- More Than 300 Pictures
- 100 Detailed Videos
- 3D Dynamic Animations
- 150 Descriptive Pages

Also within Craft Master App you will find numerous exercises that will help you improve your craft Level and give you all the confidence to perform on clients

Once Graduated you will receive Your Personalised PhiLashes Logo by the Academy as well as Your Certificate by Mail.



Grow Within PhiAcademy

Artist

01




Each Artist obtains a certificate, logo with the unique number, introduction to the PhiLashes map on the website.

If an Artist wants to advance, he/she has to practice hard, publish his/her works and follow all the changes in techniques and materials

Royal Artist

02



Anyone who has been an Artist for at least 6 months, who is active on social networks and groups and whose works have been noticed by many Craft Masters can become a Royal artist

Master Assistant

03



Master Assistant is an active and experienced Royal artist who assists Craft Masters in their trainings and gets paid for it in agreement with the Royal artist. This position provides an opportunity to obtain knowledge in other educations, as well as more knowledge on how to train students according to PhiAcademy rules



Craft Master

Craft Master's job is to teach students according to PhiAcademy rules and the Craft Master application and guide them to pass all the levels and obtain the certificate.

Besides transferring theoretical knowledge about pigments, skin types, tools, hygiene, etc., Craft Master's task is to teach students how to approach their clients and to motivate the students to keep working with their constant support, as well as to respond to students within 48 hours